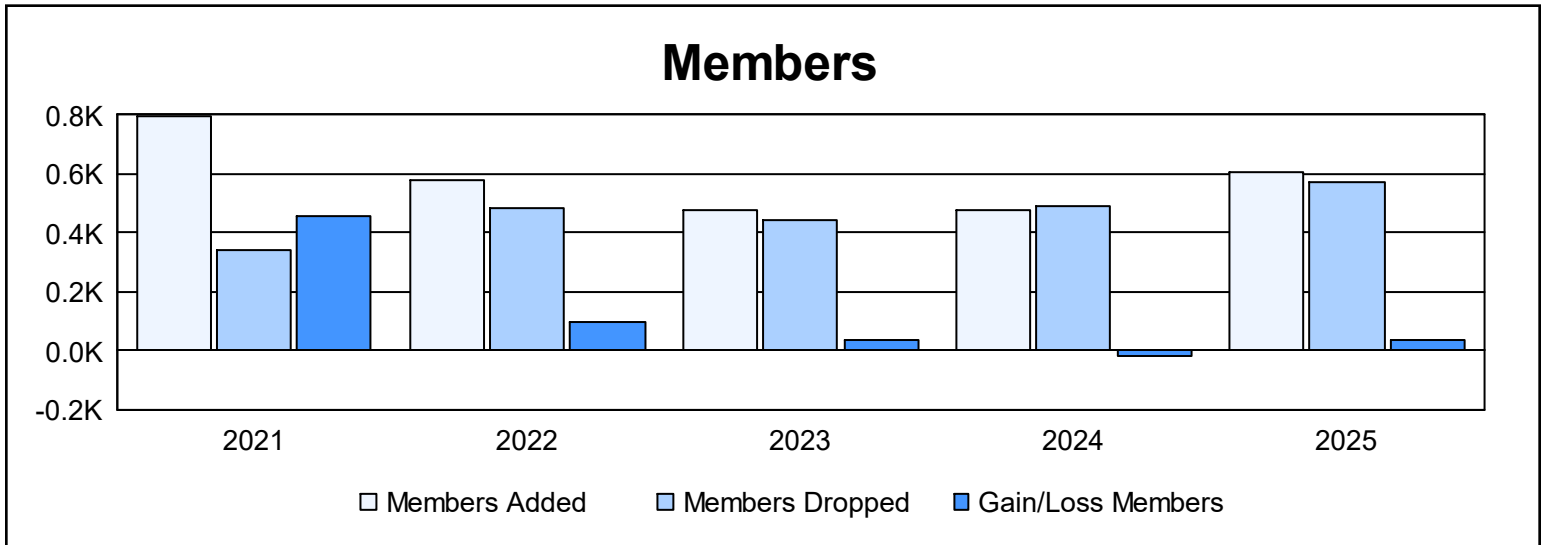
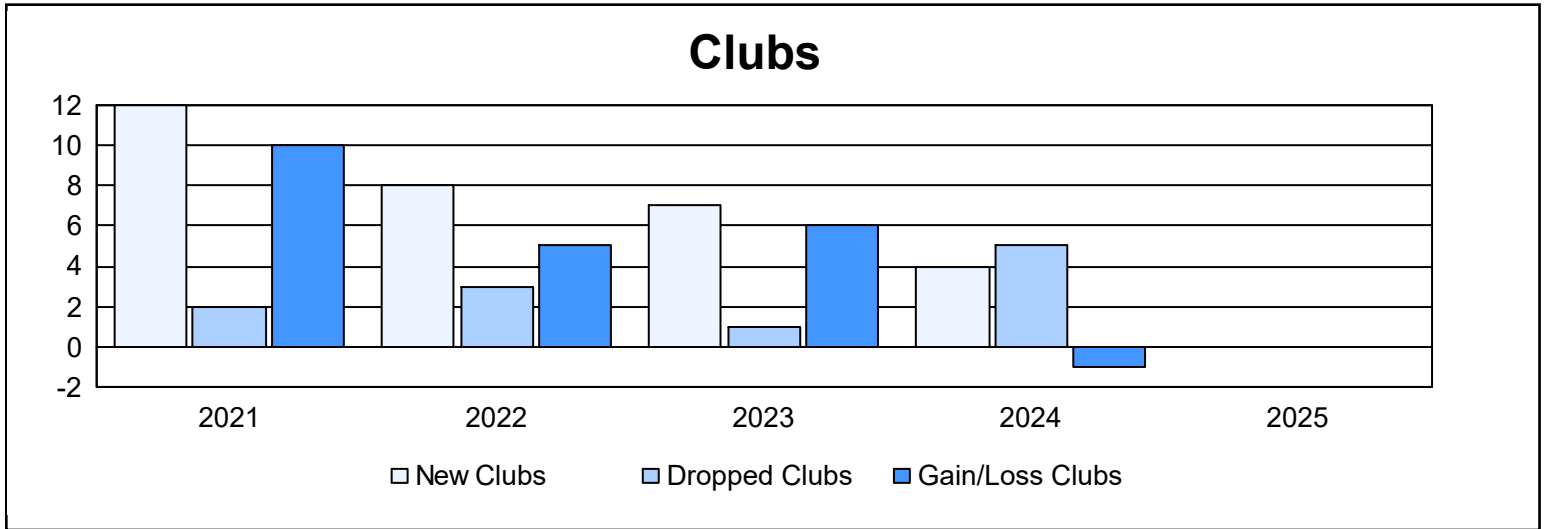
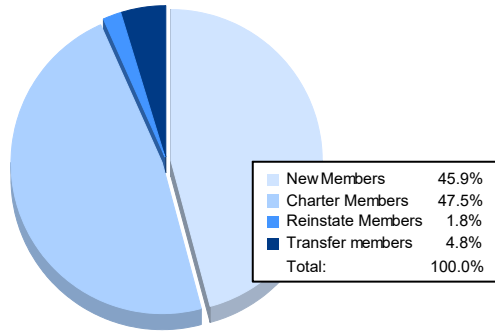


Year	New Clubs	Dropped Clubs	Gain/ Loss Clubs	New Members	Charter Members	Reinstate Members	Transfer Members	Total Member Added	Total Members Dropped	Gain/ Loss Members
2020-2021	12	2	10	455	320	17	5	797	342	455
2021-2022	8	3	5	328	228	12	11	579	484	95
2022-2023	7	1	6	271	192	13	2	478	441	37
2023-2024	4	5	-1	335	110	20	10	475	492	-17
2024-2025				278	288	11	29	606	572	34
<b>Average</b>	<b>8</b>	<b>3</b>	<b>5</b>	<b>333</b>	<b>228</b>	<b>15</b>	<b>11</b>	<b>587</b>	<b>466</b>	<b>121</b>



### Membership Composition June 2025 Cumulative



### Gender Composition June 2025 Cumulative

